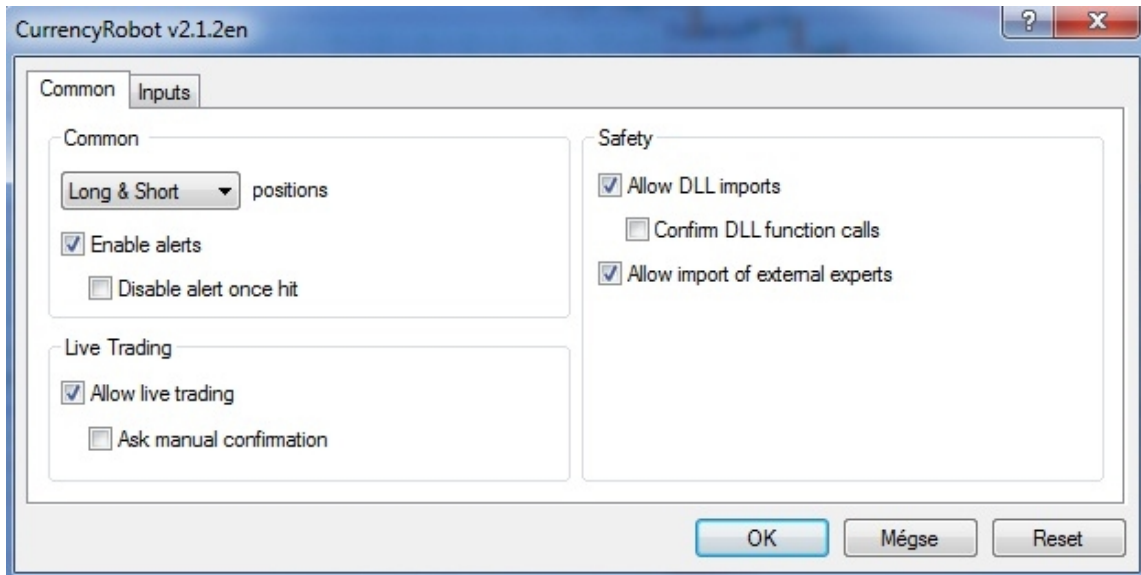


Thank you for purchasing this robot!

It will be necessary a restart is of the Meta Trader. This time horizon considered can be used all the time and all currency pairs. No matter how much you can use on MT4!

You just have to draw a line in the correct way you can be informed about it on <http://www.swing-trade-stocks.com/draw-trend-lines.html>

The main options:



Lot – 0,05 Optionally you can adjust your account settings or use MM risk of 1-10%.

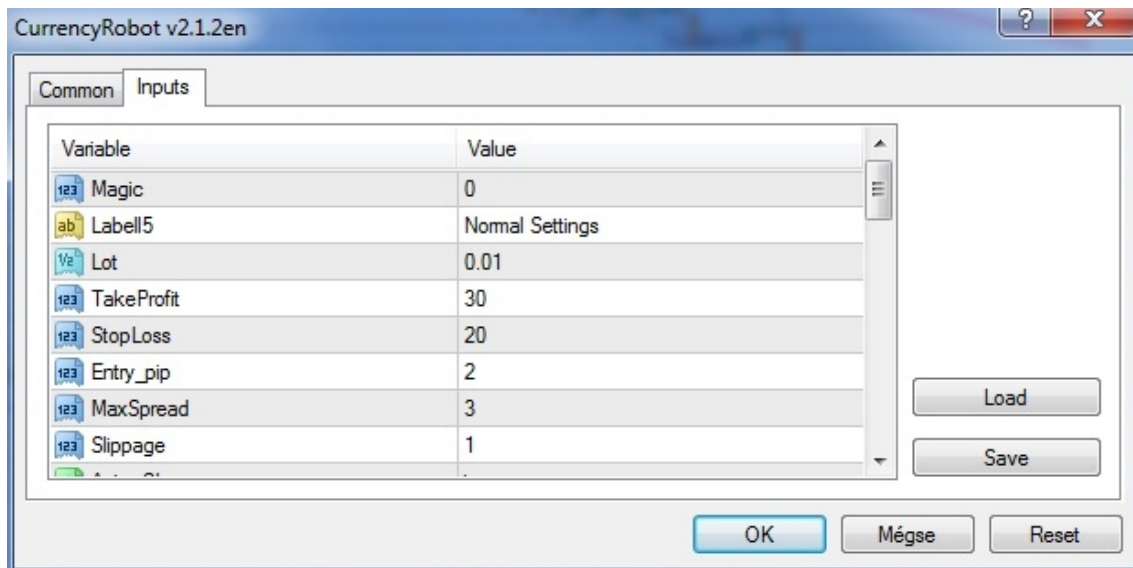
TakeProfit - 30 (If you want to use custom settings then auto sl will be false).

StopLoss - 20 (If you want to use custom settings then auto sl will be false).

Entry_pip – The smaller the TF this would be a small number of H1 or over 5-10. claims, on the remote entry how many pips you wait on your open trade . (especially "slip into,, to be good)

MaxSpread – We can set our currency pair. Standard 1-7.

Auto_SL - If true, then robot automatic put TP, and SL. If false then, you can use private TP, SL



TrailingStop – 15 for individual settings dependent what you want it.

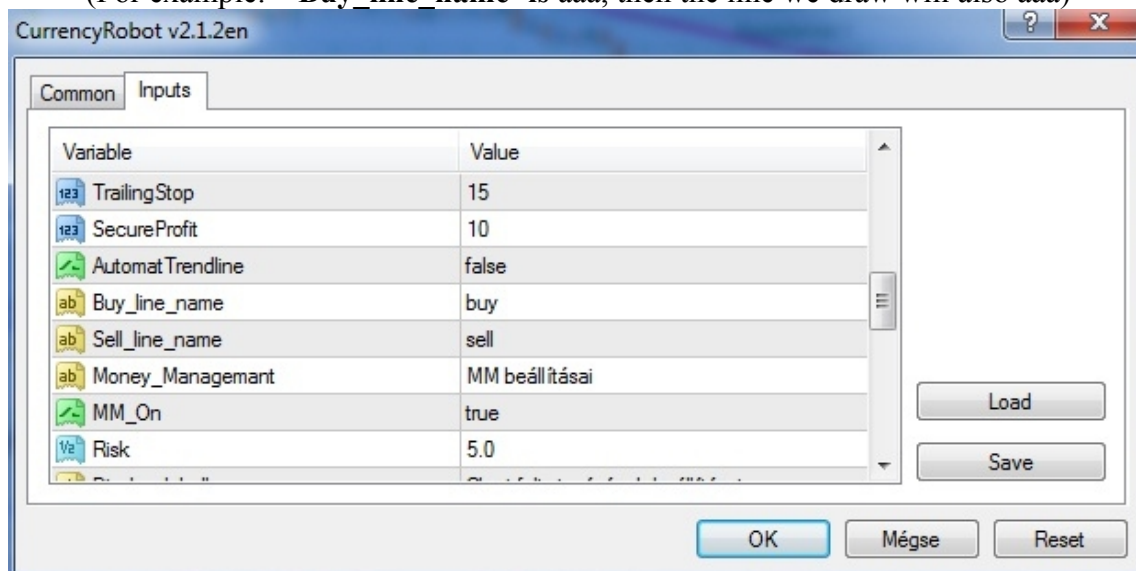
SecureProfit -10 how much the minimum profit which you satisfied with.

AutomatTrendline – Always false

Buy_line_name - buy - It can specified anything. It is important that the buy name is the same name of the as well

Sell_line_name - sell - It can specified anything. It is important that the buy name is the same name of the as well

(For example: – **Buy_line_name**- is aaa, then the line we draw will also aaa)



MM_On – (**MoneyManagment**) If true, then robot will work, if false, then go up to Lot and Take profit you can set 0,01 or 0,3 or 1 lot. Or any number you want.

Risk – we can use 1-10 or more „% „ (I think maximum of 10)

